


Sink Your Teeth Into These Hot 3DO Titles!




3D Atlas™



JAMMIT™



SHADOW: War of Succession

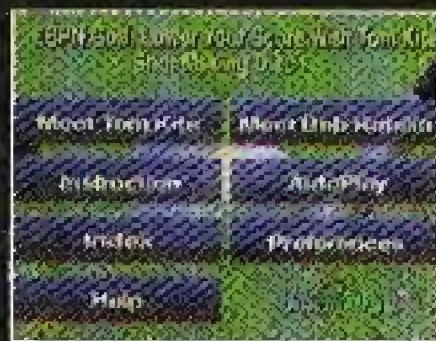


Alone in the Dark™


SPECIAL BONUS
Includes 3DO Storage Manager Utility



Soccer Kid™



ESPN® Golf: Lower Your Score with Tom Kite—Shot Making



Road Rash™



ToonTime™ in the Classroom



Gridders™



3DO, the 3DO logos and Interactive Multiplayer are trademarks of The 3DO Company. All other brand or product names are trademarks or registered trademarks of their respective holders. © 1994 The 3DO Company



Way of the Warrior

THE 3DO™ INTERACTIVE SAMPLER CD #2

BACK BY popular demand, here is the second volume of the hottest sampler around. Check out ten different 3DO experiences including adventure, strategy, sports, instruction, driving simulation, cartoons, reference, and combat. Take our advice and start fresh in the morning to solve the secret of *Gridders*. Take revenge on parking tickets and commuter traffic while ripping through *Road Rash*. Or darken the room, light a candle, and take a late night walk *Alone in the Dark*.

The 3DO Interactive Multiplayer system saves games, high scores, title data files, and Audio CD programs in its built-in storage area. Over time, this area can become full. Use the 3DO Storage Manager to clean up your storage memory from time to time.

Includes 3DO Storage Manager Utility by The 3DO Company

SPECIAL BONUS

End User Notice

THE 3DO COMPANY SHALL NOT BE LIABLE TO THE END USER FOR ANY LOSS OF DATA, LOST PROFITS, COST OF SUBSTITUTE GOODS OR OTHER CONSEQUENTIAL, INCIDENTAL, SPECIAL, PUNITIVE, OR OTHER DAMAGES OF ANY KIND ARISING OUT OF THE USE OF OR INABILITY TO USE THE SOFTWARE.

THE 3DO COMPANY MAKES NO WARRANTIES, EXPRESS, IMPLIED OR STATUTORY, REGARDING THE SOFTWARE, INCLUDING WITHOUT LIMITATION THE IMPLIED WARRANTIES OF MERCHANTABILITY AND FITNESS FOR ANY PARTICULAR PURPOSE, OR ANY EQUIVALENT WARRANTIES UNDER THE LAWS OF ANY JURISDICTION.

DO NOT USE A FRONT OR REAR PROJECTION TELEVISION WITH THIS PRODUCT. YOUR PROJECTION TELEVISION SCREEN MAY BE PERMANENTLY DAMAGED IF STATIONARY SCENES OR PATTERNS ARE PLAYED ON YOUR PROJECTION TELEVISION. SIMILAR DAMAGE MAY OCCUR IF YOU PLACE THIS PRODUCT ON HOLD OR PAUSE. IF YOU USE YOUR PROJECTION TELEVISION WITH THIS PRODUCT, NEITHER THE 3DO COMPANY NOR THE THIRD PARTY PUBLISHERS WHOSE SOFTWARE IS FEATURED ON THIS DISC WILL BE LIABLE FOR ANY RESULTING DAMAGE. THIS SITUATION IS NOT CAUSED BY A DEFECT IN THIS PRODUCT OR THE 3DO SYSTEM; OTHER FIXED OR REPETITIVE IMAGES MAY CAUSE SIMILAR DAMAGE TO A PROJECTION TELEVISION. PLEASE CONTACT YOUR TV MANUFACTURER FOR FURTHER INFORMATION.

THE EXECUTION OF SOFTWARE WITH THE 3DO SYSTEM INVOLVES THE USE OF PATENT RIGHTS, GRANTED OR APPLIED FOR, IN CERTAIN COUNTRIES. A PURCHASER OF THE 3DO SYSTEM IS LICENSED TO USE SUCH PATENT RIGHTS WITH SOFTWARE LICENSED BY THE 3DO COMPANY. NO LICENSE, IMPLIED OR OTHERWISE, IS GRANTED FOR THE EXECUTION OF OTHER SOFTWARE.



3DO, the 3DO logos and Interactive Multiplayer are trademarks of The 3DO Company. All other brand or product names are trademarks or registered trademarks of their respective holders. © 1994 The 3DO Company

3DOTM INTERACTIVE SAMPLER #2 INSTRUCTION CARD

3DO™ INTERACTIVE SAMPLER #2 INSTRUCTION CARD

SHADOW: War of Succession™

by Tribeca Digital Studios

Select between Anvil, Riggs, and Viper and press A. The computer will select an opponent and prepare the combat zone.

Selected Standard Moves

D-Pad: Movement

A: Punch

B: Kick

R-Shift: Block

Jump + Punch: Flying Punch

Jump + Kick: Flying Kick

Toward + Punch: Strong Punch

Toward + Kick: Strong Kick

Away + Kick: Foot Sweep

Down + Punch: Uppercut

B: Knee (at close quarters)

Away + Punch: Throw

(at close quarters)

Anvil's Custom Moves

Stiles' Slide: Trips up an opponent. (Toward + Toward + C)

Knife Throw: Deadly if done right. (Down + Toward + A)

Riggs' Custom Moves

Hellfire: Hurls hellish fire towards an opponent. (Away + Toward + A)

Riggs Roll: Riggs curls up into a ball and smashes into an opponent. (Toward + Down + Away)

Viper's Custom Moves

Unknown: Not much is known about this mysterious masked figure.

Gridders™ by Tetragon, Inc.

The goal of the game is to progress down through the levels by finding green pyramid "keys" necessary to exit each level. After collecting the proper number of keys, you can exit the level by walking into the grid square marked with the large diamond shape. You must avoid large "Killer" Gridders because they will crush you. The brown bone summons Fidex™, your half-canine half-robot companion and helper.

D-Pad: Movement

C: Overview

ESPN® Golf: Lower Your Score with Tom Kite—Shot Making by Intellimedia Sports Inc.

Press A for a choice of an introduction, sample instruction, a table of contents for the shipping title, or the options menu. Press C for the title credits.

While playing a sample you can press C at any time to interrupt play and return to the menu.

JAMMIT™

by GTE Interactive Media

Enjoy this non-interactive sample from *JAMMIT*, but keep in mind that the shipping title will be fully interactive.

3D Atlas™ by Electronic Arts

Enjoy this non-interactive sample from *3D Atlas*, but keep in mind that the shipping title will be fully interactive.

Alone in the Dark™

by Interplay

Up: Moves forward

Down: Moves backwards

Left: Pivot to the left

Right: Pivot to the right

A: Take Action

B: Select Action

C: Run

L-Shift: Game options

R-Shift: Return to game

Note: The lengthy intro animation may take up most of your time allotment. After you have seen the introduction, you may wish to skip through segments with the A button to allow more time for interactive gameplay.

3DO™ INTERACTIVE SAMPLER #2 INSTRUCTION CARD

Road Rash™ by Electronic Arts

D-Pad L or R: Steer

A: Brake

B: Accelerate

C: Punch

C: Use Weapon

(when you have one)

D-Pad Up + C: Backhand Strike

D-Pad Down + C: Kick

C: Grab Weapon (when opponent is holding it out)

P: Pause/Resume Play

L-Shift: Lean Body Left

R-Shift: Lean Body Right

Soccer Kid™ by Studio 3DO

At the Soccer Kid intro screen, press A to start the game. Your objective is to adventure through the world collecting all the soccer trading cards while avoiding or overcoming dangers with your athletic skills and your trusty soccer ball.

Soccer Kid gains possession of the ball as soon as he touches it. He can retrieve a new ball at any time by holding down the B button for two seconds.

A: Jump

B: Kick or Juggle Ball

C: Slide Tackle (when running)

D-Pad: Run left, run right, duck

L-Shift: Bicycle kick

(with ball next to Kid)

R-Shift: Header

(with ball next to Kid)

ToonTime™—in the Classroom by Videoact V

Cartoon Selection

Press L-Shift, Highlight Cartoon, Press L-Shift again

Object Selection

Press R-Shift, Highlight Object, Press R-Shift again

Object Special Effects

D-Pad: Direction

A: Screen/Classroom

B: Resize

C: Reshape

P: Pause/Resume Play

Way of the Warrior

by Naughty Dog, Inc.

In this interactive sampler from *Way of the Warrior*, you play Fox, the warrior on the left side of the screen and you will fight one round against the Ninja. In this sample, you have been given some advantage over the computer opponent although this factor is adjustable in the shipping title.

Basic Moves

A: Fast Punch

B: Block

C: Fast Kick

L-Shift: Hard Punch

R-Shift: Hard Kick

P: Pause/Resume Play

D-Pad: Move, Jump, and Duck

A + L-Shift: Super Punch

C + R-Shift: Super Kick

Forward + B: Taunt Opponent

Fox's Special Moves

Uppercut: While close to opponent, Down + Back + L-Shift

Defended Escape: B + Back, Back

Knee Drop: While in mid-air, Down + C

Voodoo Dizzy Dust: Down, Down-Forward, Forward, L-Shift

There are many more moves to discover. Experiment with combinations of moves.

The 3DO Storage Manager by The 3DO Company

At the main menu screen, press Stop to bring up the Storage Manager screen and follow the easy instructions depicted. Use the D-Pad to move up and down in the list of items stored in your system's memory. Press A to remove an item. Press C for additional help.